



KALKA PUBLIC SCHOOL

BPTP (PARKLANDS), SECTOR-76, FARIDABAD, HARYANA

Contact : 0129-4096099, 9643443345 | www.kpsbptp.com



Class VI (2026-27)

“Success is the sum of small efforts repeated day in and day out”.

Dear Parents,

Summer Vacation is a time for the children to enjoy and relax. These days are precious and valuable and can be made the most if judiciously used. We should always remind ourselves that children will not remember us for the gifts we shower upon them, but will always cherish the time we spent with them. It's time to nurture young minds, inculcate moral values, and narrate family anecdotes to keep them in touch with their roots.

Here are a few tips to make the vacation a fruitful time for your child.

- Encourage your child to take up yoga or any other form of healthy activity during the vacation.
- Involve children in household chores.
- **Create a summer diary-** Encourage your child to keep a summer diary, to paste photographs of special days and write about them.
- Enjoy walking with them in parks and appreciating nature.

General Instructions: -

- Bring holiday homework in a neatly decorated folder.
- We are not expecting a work of art completed by parents; just help your ward and encourage him/ her to do the task themselves. Original work by the child shall be acknowledged.
- Project / Homework will be assessed and awarded based on neatness and creativity.

- School will reopen in July.
- Submit your H.W. in July.



ENGLISH

ENGLISH HOLIDAY HOMEWORK PORTFOLIO

Instructions for the Portfolio

1. **Cover Page:**
 - Write Student's Name, Class & Section, Roll Number, and Subject: English.
 - Decorate the cover page neatly and creatively.
2. **Index Page:**
 - Mention the list of activities included in the portfolio with page numbers.
3. **Neatness and Presentation:**
 - Use ruled or plain A4 size sheets or a scrapbook as instructed.
 - All written work must be in neat handwriting (cursive or print).
 - Use headings, subheadings, and bullets to organize your content.
 - Highlight key points using sketch pens or coloured pens (avoid glitter pens)
4. **Creativity Counts:**
 - Make use of drawings, borders, cut-outs, and pictures (wherever required).
 - Use coloured sheets for visual content like idioms, proverbs, posters, etc.
5. **Language Focus:**
 - Ensure correct grammar, punctuation, and spelling in all written work.
 - Try to use new words and expressions to enrich your writing.
6. **Specific Tasks (As per Class):**
 - Complete the assigned Reading, Writing, Vocabulary, Literature and Grammar tasks as detailed in the holiday homework sheet.

- Mention your thoughts, reflections, or learnings wherever required (especially in book reading and biography tasks)

7. **Final Touch:**

- Place all sheets in order, tie them together with a ribbon/string, or use a soft folder or stick file.
- Review the entire work before submission.

1. READING FOR PLEASURE

Instructions:

- Choose any storybook (e.g., Alice in Wonderland by Lewis Carroll).
 - Read the book completely.
 - Create a Mind Map showing:
 - i. Title & Author
 - ii. Main Characters
 - iii. Setting (Where and when the story takes place)
 - iv. Plot (Beginning, Middle, End)
 - v. Your favourite part and why

Presentation Format:

- Draw a book jacket or make a scroll. Decorate it with drawings or stickers.
- On the back or inside flap, stick the mind map and write about your favourite part.

Model Example:

Book Name: Alice in Wonderland

Author: Lewis Carroll

Favourite Part: The Mad Party

Mind Map Includes:

- Characters: Alice, White Rabbit, Mad Hatter , etc
- Setting: Magical , dreamland place
- Plot: The Short Summary.

- Theme: Generosity

2. PROJECT-BASED LEARNING –

- A. Collect pictures of some animals who understand the language of humans to some extent**
.Make a poster .Give a good caption in order to convey a message about animals and humans
.Make a border with all around with the picture in the middle.

Instructions:

- Use A4 or chart paper.
- Stick or draw picture.

- B. MAKE A WORKING MODEL ON Types of Sentences-**

[You Tube Video](#)

3. VOCABULARY ENRICHMENT – NEWSPAPER SCRAP FILE

Instructions:

- Read newspapers (printed or digital) for 7 days.
- Cut/paste 1 article per day in a scrap file.
- For each article:
 - A. Underline or highlight 3 difficult words.
 - B. Write their meanings neatly below the article.
 - C. Decorate the cover using newspaper cutouts, cartoons, or quotes.

Model Entry:

Day 1 Article Title: “City Zoo Welcomes New Baby Elephant”

Words & Meanings:

- 1.Captivated – Attracted or held attention
- 2.Habitat – Natural home of an animal
- 3.Veterinarian – Animal doctor

4. IDIOMS & PROVERBS POSTER (A3 Sheet)

Instructions:

- Write 5 Idioms and 5 Proverbs of your choice
- Make a sentence with each idiom.

Model Examples:

Idioms:

- A. To burn Bridges- To destroy an opportunity or relationship beyond repair.
- E. Hit the nail on the head – Get something exactly right

Proverbs:

- A. Where there's a will, there's a way
- B. Honesty is the best policy

5. REVISE all the chapters done so far.



HINDI

पाठ्य पुस्तक नूतन

1. सुलेख लेखन -15 पेज सुलेख पाठ्य पुस्तक से लिखिए ।

2. पाठ्य पुस्तक नूतन :-पाठ -4 से 7 तक पढ़िए और हर पाठ से 10 कठिन शब्द छांटकर उनके अर्थ लिखिए व अभ्यास कार्य स्वयं हल करने का प्रयास करें।

3. दस सुविचार लिखें व याद करें।

परियोजना कार्य-

1- भारत के प्रधानमंत्री श्री नरेन्द्र मोदी जी के बारे में लिखते हुए - A4 शीट पर चित्र बनाइए।

2. लालच बुरी बला है इस सीख पर आधारित मौखिक कहानी लिखिए और चित्र भी बनाइए।

3. आपके घर में जो वस्तुएं हैं उनसे किन्हीं 10 वस्तुओं के चित्र सहित (A3 शीट) (वचन बदलो) ।

4. हिंदी पत्रिका के लिए कोई भी कविता, लेख, कहानी, चुटकुले आदि लिखकर फाईल या स्क्रेप बुक बनाइए।

5. प्रोजेक्ट बनाइए:-

1- रोल नं - 1 से 5 तक

'स्वच्छ भारत अभियान' 3D मॉडल*

सामान: थर्मोकोल, रंगीन कागज़, छोटी झाड़, डस्टबिन का छोटा मॉडल

क्या बनाना है: एक छोटा सा मोहल्ला बनाइए जहाँ बच्चे सफाई कर रहे हों, डस्टबिन नीले-हरे रंग के हों, दीवार पर 'स्वच्छ भारत' स्लोगन हो।

हिंदी से संबंध: मॉडल के साथ A4 पर 'स्वच्छ भारत अभियान' अनुच्छेद चिपकाएँ। ये अनुच्छेद लेखन वाले टास्क में भी काम आ जाएगा।

2- रोल नं - 6 से 10 तक

'लिंग परिवर्तन घड़ी**

टॉपिक: लिंग - पुल्लिंग/स्त्रीलिंग

सामान: पेपर प्लेट, पिन, रंगीन कागज़

क्या बनाना है: घड़ी बनाइए। 12 नंबर की जगह पुल्लिंग शब्द जैसे लड़का, शेर लिखें। घूमने वाली सुई जब शब्द पर आए, तो दूसरा छात्र उसका स्त्रीलिंग बताए - लड़की, शेरनी।

*2.रोल नं - 11 से 15 तक

'काल का टीवी**

टॉपिक: काल - भूत, वर्तमान, भविष्य

सामान: जूते का डिब्बा, स्केच पेन

क्या बनाना है: डिब्बे को TV की तरह काटें। अंदर रोल पर 3 सीन बनाएँ: 'मैं खाता था' - भूतकाल, 'मैं खाता हूँ' - वर्तमान, 'मैं खाऊँगा' - भविष्य। रोल घुमाकर काल बदलें।

*3. रोल नं - 16 से 20 तक

'सर्वनाम की जादुई पोटली'

टॉपिक: सर्वनाम

सामान: कपड़े की थैली, शब्दों की पर्ची

क्या बनाना है: एक पोटली में 'मैं, तुम, वह, यह, हम' की पर्ची डालें। दूसरी पोटली में 'राम, सीता, स्कूल' की। दोनों से एक-एक पर्ची निकालकर वाक्य बनाएँ।

*4. रोल नं - 21 से 25 तक

'विशेषण का पेड़'

टॉपिक: विशेषण

सामान: चार्ट, हरे-पीले कागज़

क्या बनाना है: पेड़ का तना बनाएँ। पत्ते 2 रंग के हों - एक रंग की पत्ती पर 'संज्ञा' जैसे 'फूल', दूसरे रंग की पत्ती पर 'विशेषण' जैसे 'लाल'। सही जोड़ी मिलाकर 'लाल फूल' बनाएँ।

*5. रोल नं- 26 से 30 तक

'अनेक शब्दों के लिए एक शब्द' लिफ्ट-द-फलैप'

टॉपिक: शब्द भंडार

सामान: A4 शीट, स्केच

क्या बनाना है: शीट पर 'जो कभी न मरे' लिखकर ऊपर कागज़ का फलैप चिपकाएँ। फलैप उठाने पर अंदर 'अमर' लिखा हो। ऐसे 8-10 बनाइए।

*6- रोल नं- 31से 34 तक


'विराम चिह्न ट्रैफिक सिग्नल'

टॉपिक: विराम चिह्न

सामान: काला चार्ट, लाल-पीली-हरी बिंदी

क्या बनाना है: ट्रैफिक लाइट बनाइए। लाल = पूर्ण विराम '|', पीली = अल्प विराम '|', हरी = प्रश्नवाचक '?'। नीचे हर चिह्न का 1 उदाहरण लिखें।

*



MATHS

INSTRUCTIONS-

1. Try to complete the work independently, but you may take help from parents or online sources if needed.
 2. Homework must be submitted on the first day after the holidays.
 3. Be creative and neat for project work.
 4. Complete all the given work in a separate notebook and label it with your name and class.
- Learn and write tables from 11 to 20 on a chart paper.
 - Revise Chapter 2 (Lines and Angles) for PT-2 Exam.
 - Watch the movie RAMANUJAN on YouTube and write about its Contribution in the field of mathematics. Also mention the name of the theories that he has given to the world.
 - Prepare a scrap file by pasting pictures of the flags of the given countries, and write the significance of the colours used in them. Also, write the dimensions of each flag. The countries to be studied are as follows:
India, Sri Lanka, Singapore, Hong Kong, Japan, Finland, Switzerland, Netherlands, and Canada.

Project Work

1. Types of angles model .(Roll no: 1-12)
<https://youtube.com/shorts/tFCSvT7FKbc?si=ACYeQvxVjZrzK8St>
2. Geometrical city model (Roll no: 13-24)
https://youtube.com/shorts/4X94l3MjWlo?si=fWopwZTFZgSDkL_5
3. Make a factor and multiple wheel. (Roll no: 25-34)
<https://youtube.com/shorts/e9JGOLb6BMO?si=-T3qKVwvenyXmZ73>



SCIENCE

Vacation is a time to recreate your dreams and make your days fun, loving and memorable. So, to make it more enthralling, we are giving you several tasks for your holidays. Let's enjoy and relish the world of knowledge.

INSTRUCTIONS:

- Following are the tasks related to your summer assignment.
- Use charts, sheets, stationery and other decorative items to make it more attractive.

1. Find out creative ways of reusing waste materials such as old bottles, used envelopes, empty boxes, old CD's etc. Make some creative and interesting things from these items.
2. Revise chapter 2 (Diversity in the Living World) for PT-2 exams.
3. Plant a tree and water it daily. Nurture it to ensure its survival.
4. Visit a greenhouse if there is one near your place. Observe how they grow plants. Observe how they regulate the amount of light, water, and carbon dioxide to grow the plants.
5. Make an investigatory project on any one inspirational and famous environmentalist of India/ World. The project should be made on the following guidelines:
 - Name and picture of the environmentalist.
 - Age and Nationality.
 - Details of the work.
 - Application and future prospects of his/her work.
 - How his/her work changed the society/ world.
 - The above content should not exceed 3 pages.

Please note that you have to bring it in a labelled folder.

“THE SCIENCE OF TODAY IS THE TECHNOLOGY OF TOMORROW”

Make working model according to the Roll number given below: -

Roll number 1 to 8 (Reflection of light)

 reflection of light working model | science project for exhibition diy - physics project DI...

Roll no 9 to 16 (Human skeleton system)

 human skeleton model making | easy | simple steps | diy at home | @howtofunda | still model

Roll no 17 to 24 (Rain water harvesting)

 Rain water Harvesting working model | Rain water harvesting model | school project | How t...

Roll no 25 to 34 (Water dispenser)

<https://youtube.com/shorts/DyTcH43pAHI?si=X99iKjMk0JhdISDC>

SOCIAL SCIENCE



SOCIAL SCIENCE

To be ready for tomorrow's opportunities, do your homework today. Learn, refine your skills and focus on growth.

1. Revise all the chapters done so far.
2. Surprise recapitulation for the Syllabus completed will be done in the month of July.
3. **Write an article on any one of the following topics :**
4. Prepare a 3d Model:
 - i. The Solar System (Roll no: 1-7)**
 - a. Show planets, especially Earth, and relate to Earth as a planet in geography.
 - ii. Interior of the Earth (Roll no: 8-16)**
 - a. Layers: Crust, Mantle, Outer Core, Inner Core (color-coded and cut-sectioned model).
 - iii. Landforms of the Earth (Roll no: 17-23)**
 - a. Mountains, Plateaus, Plains, Deserts, Rivers (mini physical map style).
 - iv. Volcano and Earthquake Zones (Roll no: 24-28)**
 - a. Show a volcano structure with lava flow, and tectonic plates.

v. Water Cycle (Roll no: 29-34)

a. Model showing evaporation, condensation, precipitation, and collection.



COMPUTATIONAL THINKING

Instructions:

This worksheet contains 20 MCQs based on computational thinking.

Let's Get Started! 🚀

- Read the questions carefully.
- Think like a smart computer 🤖
- Tick (✓) the correct answer.
- Have fun while solving! 😊

1. A piece of land is distributed between Raj and Rahul. Raj receives $\frac{1}{2}$ of the total land, and Rahul receives land equal to $\frac{1}{2}$ of what Raj receives. What fraction of the land remains undistributed?

a) $\frac{1}{2}$ b) $\frac{1}{8}$

c) $\frac{1}{4}$ d) The land is distributed completely

2. If each row follows the same theme, what will come in place of A and B?

$\frac{1}{6}$	$\frac{2}{6}$	$\frac{3}{6}$	$\frac{2}{3}$
---------------	---------------	---------------	---------------

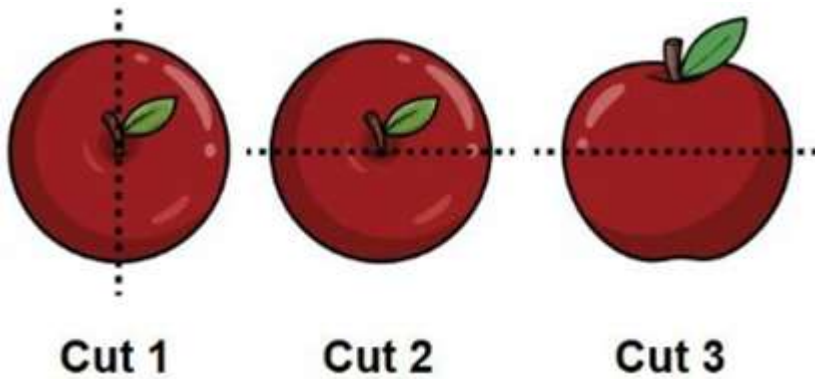
$\frac{3}{4}$	$\frac{4}{4}$	$\frac{5}{4}$	$\frac{3}{2}$
---------------	---------------	---------------	---------------

$\frac{2}{10}$	$\frac{3}{10}$	$\frac{4}{10}$	$\frac{1}{2}$
----------------	----------------	----------------	---------------

$\frac{5}{12}$	$\frac{6}{12}$	$\frac{7}{12}$	$\frac{A}{B}$
----------------	----------------	----------------	---------------

- a) A = 8, B = 12 b) A = 2, B = 3 c) A = 3, B = 2 d) A = 1, B = 6

3. Sam makes three cuts on the same apple, as shown by the dotted lines in the image below. Altogether, how many pieces of apple will he have?



- a) 6 b) 7 c) 8 d) 9

4. What will come in place of "?" in the given series?



- a) b) c) d)

5. A has 5 gold coins and B has 7 silver coins. B can exchange 2 silver coins for 1 gold coin with A. If B exchanges as many coins as possible, what will be the total number of coins (both gold and silver) with A

at the end?

- a) 8 b) 6 c) 5 d) 2

6. How many different three-digit even numbers can you make using the digits given below? Note: You can use any one, any two, or all the digits, and you may repeat the digits

5 0 9

- a) 3 b) 4 c) 5 d) 6

7. A snail moves forward by 3 cm in 1 minute, and then immediately after that moves backward by 2 cm in 1 minute. It follows the same rhythm in its movement. How much time will the snail take to reach the food placed 10 cm away for the first time?

- a) 20 minutes b) 10 minutes c) 4 minutes d) 15 minutes

8. I have to cut a 50-metre piece of cloth into sections of 1 metre each. How many cuts will I have to make at minimum? Note: I cannot double up the cloth to make 2 layers

- a) 47 b) 48 c) 49 d) 50

9. Rishi visited Goa and made new friends. His new friends stay near the beach. Parish lives 800 metres east of the beach.

Anil lives 1400 metres east of the beach.

Sunil's house is exactly between the houses of Parish and Anil.

What distance must Rishi travel if he visits the houses of Sunil and Parish, starting from the beach and returning to the beach?

- a) 2500 m b) 3800 m c) 1900 m d) 2200 m

10. A mason laid 100 bricks in a row. He grouped bricks together, where every group has 25 bricks. If 8 bricks from each group are removed, then how many bricks are left in total?

- b) 32 b) 64 c) 68 d) 92

11. A paper piece is in the form of a regular pentagon. At most how many times can it be folded in half? Note: Once the paper is folded, it cannot be unfolded

- c) 0 b) 1 c) 2 d) 3

12. Amit, Devashish, and Ajay are weighing themselves on a FAULTY weighing machine. This machine always shows weight more than the actual weight by some constant amount in kg. This machine shows Devashish's weight as 78 kg. Amit's weight is 6 kg less than Devashish's weight, and the actual weight of Amit is 65 kg. What will be Ajay's weight shown by this machine if Ajay's actual weight is 56 kg?

- a) 65 kg b) 63 kg c) 60 kg d) 49 kg

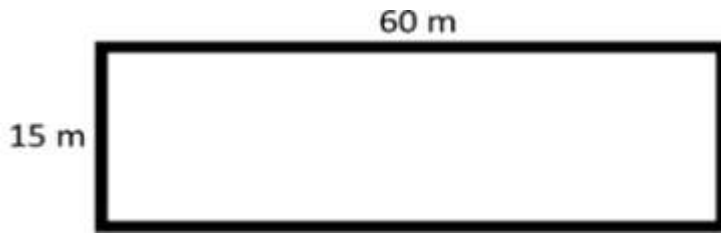
13. The sum of the weights of A and B is 50 kg, while the sum of the weights of B and C is 70 kg. If the weight of A is greater than or equal to 20 kg, which of the following CANNOT be the weight of C?

- a) 30 kg b) 40 kg c) 50 kg d) 60 kg

14. Find the next term of the given series: 8, 24, 12, 36, 18, 54, ?

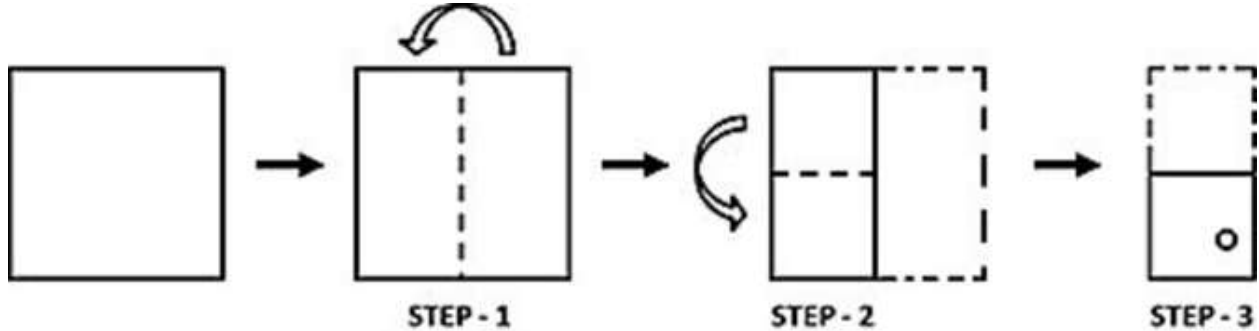
- a) 27 b) 28 c) 37 d) 39

15. At least how many times should the given paper sheet be folded in half to make a square?



- a) 0 b) 1 c) 2 d) 3

16. A sheet of paper is folded along the dotted line in steps 1 and 2, as shown in the image below. After this, a hole is made, as shown in step 3. How will the paper look after it is unfolded?



- a) b) c) d)

17. Tom started playing cricket with his friends at 10:15 AM. They played for 1 hour and 15 minutes before stopping for lunch, which they completed by 12:30 PM. How long did their lunch take?

- a) 45 minutes b) 60 minutes c) 90 minutes d) 75 minutes

18. A light bulb is turned ON for seven minutes and OFF for seven minutes. This process is then repeated. At what time will the light bulb be turned on for the 4th time?

- a) Beginning of 43rd minute b) Beginning of 29th minute
c) Beginning of 57th minute d) Beginning of 50th minute

19. Mary and her sister went to a badminton game on Friday. They left the house at 5:25 PM and reached the badminton court 20 minutes before the game started. If it took them 5 minutes to drive to the badminton court, then at what time did the badminton game start?

- a) 06:00 PM b) 05:50 PM c) 05:45 PM d) 05:10 PM

20. Shown below are six towers of different heights. Which two towers have the same number of shorter towers placed to their left?

Note: Please consider ALL towers to the left while counting the number of shorter towers



b) B - C b) B - Dc) C - F d) D - F

ANSWER KEY:

1.	c	2.	b	3.	c	4.	d	5.	a
6.	d	7.	d	8.	c	9.	d	10.	c
11.	b	12.	b	13.	a	14.	a	15.	c
16.	a	17.	b	18.	a	19.	b	20.	d



SANSKRIT

1- कोई 3 श्लोक याद करके लिखिए और हिंदी अर्थ भी लिखिए:

क) 'सरस्वति नमस्तुभ्यं, वरदे कामरूपिणि। विद्यारम्भं करिष्यामि, सिद्धिर्भवतु मे सदा॥'

ख) 'विद्या ददाति विनयं, विनयाद् याति पात्रताम्।'

ग) 'स्वच्छता यत्र तत्रैव, देवता रमन्ते सदा।'

2. अनुच्छेद लेखन - 5 वाक्य संस्कृत में*
इनमें से कोई 1 विषय पर:

क) मम विद्यालयः = मेरा विद्यालय

ख) मम प्रियं पुस्तकम् = मेरी प्रिय पुस्तक

ग) स्वच्छता = स्वच्छता

3. पाठ 3 से 5 तक के शब्दार्थ याद कीजिए जो कि संस्कृत में दैनिक भाषा में प्रयोग होते हैं।

4. नए संस्कृत शब्दों और उनके अर्थों के साथ फ्लैशकार्ड या शब्दकोश बनाएं
(संस्कृत शब्दावली)

उदाहरण- बाहर- चित्र, अन्दर - अर्थ

अथवा

.शब्दकोश*: A4 शीट को मोड़कर छोटी कॉपी बनाइए। उसमें पाठ 1-5 से 50 नए शब्द अर्थ सहित लिखिए। नाम दीजिए 'मम शब्दकोशः' (My dictionary)

4. स्क्रैप बुक बनाइए:-

क) रंगों के नाम

ख) सब्जियों के नाम

ग) पशुओं के नाम

घ) वस्तुओं के नाम

ड.) पक्षियों के नाम

च) खाने के नाम (जैसे - डोसा -दोसकः)

5. प्रोजेक्ट बनाइए

क) परिचय: introduction

(1,3,5,7,9 रोल नं)

ख) 'फल-टोकरी चित्र'
(2,4,6,8,10)
सामान: 1 पेपर, क्रेयॉन

क्या बनाना है: टोकरी बनाओ। अंदर 5 फल: आम्रम्, कदलीफलम्, नारिकेलम्, द्राक्षा, सेबम् हर फल के नीचे नाम लिखो। बस रंग भरो।

बोलो: एतत् आम्रम् अस्ति। मधुरम् अस्ति।

ग) स्वर व्यंजन संस्कृत वर्णमाला
लिखो (चार्ट बनाओ)
(रोल नं - 11,13,15,17)

घ) संस्कृत सब्जी बाज़ार
रोल नं- (12,14,16,18,20)

विषय: शाक-सब्जियों के नाम

सामान: थर्माकोल, रंग, छोटी टोकरी, क्ले

क्या बनाना है: थर्माकोल पर दुकान बनाओ। क्ले से 10 सब्जी बनाओ और नाम की पर्ची लगाओ:

आलुकम् = आलू, वृन्ताकम् = बैंगन, गृञ्जनम् = गाजर, पलाण्डुः = प्याज,
हरिता मरीचिका = हरी मिर्च।

अट्रैक्टिव टिप: रेट लिस्ट भी संस्कृत में - आलुकम् पञ्च रूप्यकाणि किलो = 5
रुपये किलो।

इ) 'संस्कृत घड़ी - काल ज्ञान'*
समय (19,21,23,25,27)रोल नं)

सामान*: पेपर प्लेट, पिन, स्केच

क्या बनाना है*: घड़ी बनाओ। 1-12 की जगह संस्कृत संख्या लिखो - एकम्, द्वे,

त्रीणि...। सुईं घुमाकर समय बोलो: 'सप्तवादने' = 7 बजे।

च) संख्या बिंदी कार्ड'
(रोल नं - 22,24,26,28)
सामान: 5 कार्ड, बिंदी स्टिकर

क्या बनाना है: 5 कार्ड।

1 एकम् -1 बिंदी

2 द्वे - 2 बिंदी

3 त्रीणि - 3 बिंदी

4 चत्वारि -4 बिंदी

5 पञ्च - 5 बिंदी

बोलो: एकम्, द्वे, त्रीणि।

छ) 6: 'शरीरस्य अङ्गानि' पुतला
(रोल नं- 29,31,33,35)
विषय: शरीर के अंग

सामान: चार्ट, मूविंग पिन, स्केच

क्या बनाना है: चार्ट पर लड़का/लड़की का चित्र। हाथ-पैर अलग काटकर पिन से जोड़ो = हिलेगा।

तीर बनाकर नाम लिखो: 'शिरः - सिर, नेत्रे - आँखें, कर्णो - कान, नासिका - नाक, हस्तौ हाथ, पादौ - पैर'।

अट्रैक्टिव टिप: उत्तिष्ठ, उपविश बोलकर हाथ-पैर हिलाकर दिखाओ

ज) संस्कृत वर्ण-मंदिर'
(रोल नं - 30,32,34)
विषय: स्वर + व्यंजन

सामान: पुराना कार्डबोर्ड बॉक्स, रंगीन पेपर

क्या बनाना है: बॉक्स को मंदिर का आकार दो। 4 खंभे बनाओ।

खंभा 1: स्वर: अ आ इ ई उ ऊ...अः

खंभा 2: क-वर्ग: क ख ग घ ङ

खंभा 3: च-वर्ग: च छ ज झ ञ

खंभा 4: त-वर्ग: त थ द ध न

बीच में ॐ और संस्कृत-मन्दिरम् लिखो।

अट्रैक्टिव टिप: गेट पर 'ज्ञान-द्वारम्'। अंदर छोटा दीपक LED लगाओ।

7-चित्र वर्णन*

'उद्यानम्' = बगीचा का चित्र बनाकर 5 वाक्य संस्कृत में लिखिए।
उदाहरण- 'उद्याने वृक्षाः सन्ति। पुष्पाणि विकसन्ति।

8- दैनिक अभ्यास*

1. रोज 5 संस्कृत शब्द बोलने का अभ्यास करें।
2. 'सरस्वति नमस्तुभ्यं' श्लोक रोज सुबह बोलें।

नोट: काम रंगीन स्केच पेन से सजाएँ। कठिन शब्दों पर मात्रा का ध्यान रखें।

जमा करने की तिथि: स्कूल खुलने के पहले दिन



ART & CRAFT

Roll no. 1 to 12—paper plate craft.

<https://youtube.com/shorts/PtevN5Dq-sk?si=mA01Ho4PW0IPvpD>

Roll no. 13 to 24—Warli art on paper plate.

https://youtu.be/xgQZGn_LrDs?si=9ToO-QdUcbBHrKNI

Roll no. 25 to 34. Craft using ice cream sticks.

<https://youtube.com/shorts/opXJOx7hC3s?si=z3L486pZKVjmKbhe>